



CLASSIC Series



Snap-on

T O O L S T O R A G E S O L U T I O N S

THE 72" CLASSIC 96 TRIPLE BANK

72" Classic 96 Triple Bank Gives You Versatile Storage With Three Banks Of Drawers

You don't just tinker around any more. You're a real technician, you've got real tools. It's time to step up to some real tool storage. Go for the classic looks, space, and quality of Snap-on. All Classic Tool Storage Units are 24 inches deep, in widths of 72", 54" and 36".

The popular triple-bank KRA2418 provides the ultimate in tool organization with superior drawer variety and quantity. There are eight different sized drawers all in this one box; it is perfect for managing all tools... large and small. Shown with optional stainless steel work surface.



- KRA2418 Roll Cab**
- 18 drawers
 - 31,078 cubic inches
 - 8,599 sq. in.

Snap-on

TOOL STORAGE SOLUTIONS

THE 72" CLASSIC 96 WITH LOCKING DOOR

More Open Space

The KRA2496 provides 12 drawers in a variety of sizes for a high level of organization. The door section offers space for larger power tools, paint guns, safety equipment and personal items. Shelves are removable and adjustable.

The large bulk section is 24" tall by 16" wide by 24" deep, so you can add accessories such as paint gun mounting hooks (part number MRB20) or make room for personal items you want to secure. The bulk section's adjustable and removable shelves let you create storage for large plastic boxes, while saving the space in the twelve drawers for efficient organization of hand tools, power tools and small test equipment. Soft monprene casters protect items inside from vibration and provide a strong 2400 lb. weight capacity.



- KRA2496 Roll Cab**
- 12 drawers
 - Bulk Storage shelves
 - 32,801 cubic inches
 - 7,635 sq. in.



CLASSIC Series

TOOL STORAGE SOLUTIONS

THE 72" CLASSIC 96 "WIDE GUY"

A Full Bank Of 50" Extra Wide Drawers For More Drawer Space

The Classic 96 is a comfortable size upgrade available in three configurations. The KRA2432 Wide Guy emphasizes extra-wide drawers with a full bank of fifty inch drawers. At 50" across, organizing long extensions, prybars, or whole families of tools in the same drawer is easy. Five of the six extra-wide drawers feature double ball bearing slides and all six have four reinforced bottom stiffeners to hold 250 lbs. of tools EACH.

Extra wide drawers allow organization of entire groupings of tools (tools not included), Shown with optional stainless steel work surface.



KRA2432 Roll Cab
• 12 drawers
• 33,116 cubic inches
• 8,370 sq. in.

Snap-on

TOOL STORAGE SOLUTIONS

THE 54" CLASSIC 78 DOUBLE BANK

54" Wide Classic 78 Has The Perfect Drawer Assortment

The 54" width by 24" depth provides lots of easy access storage space. This design uses more welds and is designed and tested for more durability than competitively priced units. Seven different drawer sizes provide tool organization in this easy to move double bank unit. Add an optional top chest for even more storage.



Add an optional top chest for even more storage.



KRA2411 Roll Cab
• 11 drawers
• 23,362 cubic inches
• 6,362 sq. in.



CLASSIC Series

TOOL STORAGE SOLUTIONS

THE 36" CLASSIC 60 SINGLE BANK

36" Wide Classic 60 Gives You A Large Amount Of Storage In A Small Footprint

The KRA2407 gives you more storage in a small 36" footprint. Equipped with smooth ball bearing slides, interchangeable drawers and non-slip drawer liners. Add the optional KRA2404 top chest (shown here) to increase your tool storage space. The Snap-on Classic Series Storage is available in seven standard colors.



- KRA2407 Roll Cab*
- 7 drawers
 - 15,586 cubic inches
 - 4,677 sq. in.

Create A Custom Workspace

It's all about more cubic inches. Improve the functionality of your roll cab, and create a workspace designed especially for your needs and the way you work. Combine available add ons to maximize your storage capacity without increasing the footprint of your roll cab.



For The Classic 96



KRA2412 Top Chest



KRW7572A Riser with Door
Pre-assembled at Factory



KRWL3635 Bulk Storage Top
(2 required)


For The Classic 78



KRA2408 Top Chest



KRW7554A Riser with Door
Pre-assembled at Factory




KRWL5435 Overhead Bulk Storage

For The Classic 60



KRA2404 Top Chest



KRWL3635 Bulk Storage Top



TOOL STORAGE SOLUTIONS

The Roll Cab Is Just The Beginning



CLASSIC Series

THE QUALITY IS BUILT IN

We Only Build Tool Storage To Professional Standards, And That's Why The Classic Series Stands Out.

Classic quality means these boxes will last. Snap-on tests them to the equivalent of 20-plus years, so they are going to hold their value. We don't cut corners; Snap-on's unique 14 gauge steel gussets reinforce the corners, keeping the box square for a lifetime. And the drawers on the Classic have 40-60% more spot welds than competitive units.

Our drawers make your job easier, with the largest variety of sizes and larger pulls for more finger space. Position your drawers any way you want, with 2 inch mounting centers on the whole box and quick disconnect slides. You can add more drawers anywhere on the roll cab or top chest. You can't do that with most competitive boxes. These drawers feature aluminum drawer trim — not plastic like many other brands.



Top drawers on the Classic 78 and 96 roll cabs feature double ball bearing slides and four support stiffeners for 250 lb. capacity.

A Great Finish

Classic looks mean your box is going to get noticed. For all seven standard colors, Snap-on uses a 9-stage pre-treatment process and a chemical-and scratch-resistant powder coat paint. Our new XMR additive makes these boxes more scratch resistant than ever, so your investment will keep its rich appearance for years.



Round keylock with interchangeable core. High security tubular locks with rotating collars are harder to pick and resist vandalism.



Four bottom stiffeners on all extra wide drawers can carry 250 lbs. with no worries.



Monoprene vibration-reducing casters provide a whisper-quiet ride and 2400 lb. weight capacity.




Deep drawer pulls with aluminum drawer pull trim for comfort and finger room.



Rolled edges on drawers for strength and a smoother edge.



Corner gussets are welded into each corner to keep the unit square for a lifetime of use. A Snap-on exclusive!



All Classic Series Units are available in 7 standard Colors.

ADD SUFFIX TO BASE STOCK NUMBER FOR SPECIAL COLORS.

Personalize With Accessories

Accessories help you get organized and work more efficiently. Keep your tools within easy reach and make everything easy to find when you need it. Ask your Snap-on dealer for more information.



Optional Liners

Non-slip material available in red, blue, black and yellow. Help protect your tools and the drawer.



Drawer Guards

Drawer guard sets are made of precision fit stainless steel with a brushed finish for easy clean up.



Hardwood Work Surfaces

Strong, durable non-marring Northern hard maple butcher-block top allows roll cab to double as full length workbench.



Stainless Steel Work Surfaces

High grade 16 gauge 304 stainless steel with raised front lip to keep parts from rolling off workbench. Top is 1 7/8" thick.



Optional Protective Covers

Made of 200 denier nylon, covers are available in red, black and blue.



Wow 'Em With Flames

It's hot. It's cool. It's the one tool box everyone is talking about. You're not ordinary and with this box, neither is your workshop. Flames completely cover the front and both ends of the KRA2411PLVX.

Laminated vinyl decals are professionally applied to keep the wow factor looking good for years to come. Available for Roll Cabs only. Availability of this and other promotional items may be limited.

SNAP-ON FLEXIBLE CREDIT

Financing That Fits Your Needs Today. And Tomorrow.

You want more purchasing power? Keep your payments affordable through Snap-on Credit financing. Your Snap-on representative will work with you to fit the right payment to your situation – with financing, trade-ins and upgrades based on your requirements. And as your requirements grow, consider the long term benefit of resale value.

- No cost to apply.
- 100% financing available.
- Low weekly payments. Flexible financing terms & payment options.
- Prompt credit decisions.
- Equipment acquisition with a minimum up-front capital investment.
- Unparalleled convenience with competitive rates!
- For states and municipalities, special tax exempt financing is available.



When you select new Snap-on tools and equipment for your business, you want the best value. That means the best tool at the best price. Why not choose your financing the same way? For additional information, call us today at 877-777-8455, and let us introduce the many benefits of Snap-on Credit.

All financing, rates, and terms subject to final credit approval by Snap-on Credit and subject to the terms and conditions of Snap-on Credit's preferred financing contract. Taxes, installation/freight and costs of financing (e.g. UCC Filing Fees) are extra. In the event of default the terms of the contract will apply and additional amounts may be due. Municipal financing subject to additional terms.



No Credit? No Problem.

Now's your chance to establish credit with Snap-on Credit Financing. Talk to your Snap-on representative today!



Choose Just The Right Size And Features

Model	Description	Sq. In.	Cu. In.	Load	Width	Depth	Height	Net Wt.	Caster	Drawers
Classic 96										
KRA2432	Roll Cab	8,370	33,116	2,400 lb.	72"	24"	39"	555 lb.	6 x 2"	12
KRA2496	Roll Cab	7,635	32,801	2,400 lb.	72"	24"	39"	555 lb.	6 x 2"	12
KRA2418	Roll Cab	8,599	31,078	2,400 lb.	72"	24"	39"	555 lb.	6 x 2"	18
KRA2412	Top Chest	5,229	17,779	—	72"	24"	21"	432 lb.	—	12
KRW7572A	Riser With Door	—	—	—	72"	21"	23.5"	178 lb.	—	—
KRWL3635	Bulk Top (2)	756 ea.	8,700 ea.	—	36" ea.	21"	16"	80 lb. ea.	—	—
Classic 78										
KRA2411	Roll Cab	6,362	23,362	2,400 lb.	54"	24"	39"	412 lb.	6 x 2"	11
KRA2408	Top Chest	3,951	13,432	—	54"	24"	21"	361 lb.	—	8
KRW7554A	Riser with Door	—	—	—	54"	21"	23.5"	139 lb.	—	—
KRWL5435	Overhead Bulk	1,134	13,305	—	54"	21"	16"	125 lb.	—	—
Classic 60										
KRA2407	Roll Cab	4,677	15,586	2,400 lb.	36"	24"	39"	350 lb.	6 x 2"	7
KRA2404	Top Chest	2,672	9,086	—	36"	24"	21"	200 lb.	—	4
KRWL3635	Overhead Bulk	756	8,700	—	36"	21"	16"	80 lb.	—	—



T H E R E I S A D I F F E R E N C E

© Copyright 2007, Snap-on Incorporated.
Snap-on and There Is A Difference are trademarks of Snap-on Incorporated.
All Rights Reserved.
SS2873

6/2007

60M

2801 80th Street
Kenosha WI 53143-1410

Printed in USA